


## #OfstedSEFPlanner – Behaviour & Safety (Attendance)

Indicator	Last Year (vs National)	Previous Year (vs National)	Year Before (vs National)
<b>Attendance</b>	( )	( )	( )
<b>Persistent Absence</b>	( )	( )	( )
<b>Punctuality</b>	( )	( )	( )
<b>Attendance for Pupil Premium</b>	( )	( )	( )
<b>Persistent Absence for Pupil Premium</b>	( )	( )	( )
<b>Punctuality for Pupil Premium</b>	( )	( )	( )
<b>Attendance for SEN</b>	( )	( )	( )
<b>Persistent Absence for SEN</b>	( )	( )	( )
<b>Punctuality for SEN</b>	( )	( )	( )



**Analysis (Record Key Points & Trends)**

**Outstanding**

**Good**

**Requires Improvement**

**Inadequate**


  
  
  

**Future Improvements**



## #OfstedSEFPlanner – Behaviour & Safety (Exclusions)

Indicator	Last Year (vs National)	Previous Year (vs National)	Year Before (vs National)
<b>Fixed Term Exclusions as % of Students</b>	( )	( )	( )
<b>% of Students with one or more Fixed Term Exclusions</b>	( )	( )	( )
<b>Permanent Exclusions</b>	( )	( )	( )
<b>Fixed Term Exclusions as % of Students (PP)</b>	( )	( )	( )
<b>% of Students with one or more Fixed Term Exclusions (PP)</b>	( )	( )	( )
<b>Permanent Exclusions (PP)</b>	( )	( )	( )
<b>Fixed Term Exclusions as % of Students (SEN)</b>	( )	( )	( )
<b>% of Students with one or more Fixed Term Exclusions (SEN)</b>	( )	( )	( )
<b>Permanent Exclusions (SEN)</b>	( )	( )	( )



**Analysis (Record Key Points & Trends)**

**Outstanding**

**Good**

**Requires Improvement**

**Inadequate**

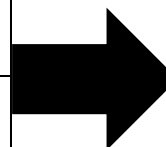
  
  
  

**Future Improvements**



## #OfstedSEFPlanner – Behaviour & Safety (Internal Data)

Indicator	Last Year (vs School)	Previous Year (vs School)	Year Before (vs School)
Urgent Referrals			
Internal Exclusions			
Points Lost per Student			
Rewards			
Urgent Referrals (PP)	( )	( )	( )
Internal Exclusions (PP)	( )	( )	( )
Points Lost per Student (PP)	( )	( )	( )
Rewards (PP)	( )	( )	( )
Urgent Referrals (SEN)	( )	( )	( )
Internal Exclusions (SEN)	( )	( )	( )
Points Lost per Student (SEN)	( )	( )	( )
Rewards (SEN)	( )	( )	( )



**Analysis (Record Key Points & Trends)**

**Outstanding**

**Good**

**Requires Improvement**

**Inadequate**

**Future Improvements**



## #OfstedSEFPlanner – Behaviour & Safety

Student, Parent & Staff Voice on Behaviour	Learning Behaviour Data
<b>SMSC</b>	



## #OfstedSEFPlanner – Bullying & E-Safety

Incidents of Bullying	Last Year (vs School)	Previous Year (vs School)	Year Before (vs School)
<b>All</b>			
<b>Pupil Premium</b>	( )	( )	( )
<b>SEN</b>	( )	( )	( )
<b>EAL</b>	( )	( )	( )
<b>Analysis of Bullying Incidents</b>		<b>Response to Analysis of Bullying</b>	
<b>E-Safety of Students</b>			



## #OfstedSEFPlanner – Achievement of Students

Overall Grade	
<b>Why we have graded the school at this level</b>	
<b>What further we need to do to secure this grading</b>	
<b>Why we did not determine the grade above or below</b>	

